

Network Sharing

An Ideal Network Topology Fulfills Three Requirements

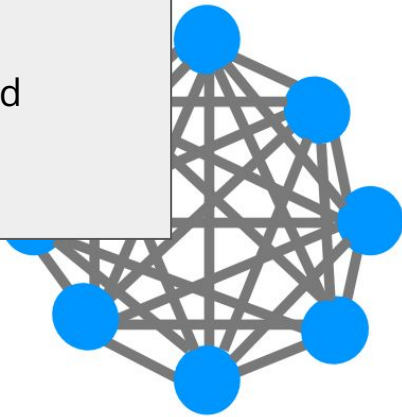
- Allow sharing (to be feasible and cost-effective)
 - The number of links should be kept low
- Resilient to failures
 - >1 path should exist between each node
- Provide adequate capacity
 - Links should not be too small

An Ideal Network Topology Fulfills Three Requirements

- Compare these designs in terms of sharing, resiliency, and per-node capacity

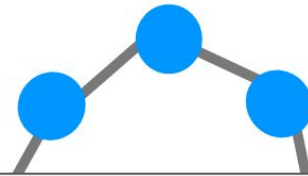
full-mesh

Sharing: BAD
Resiliency: Good
Capacity: Good



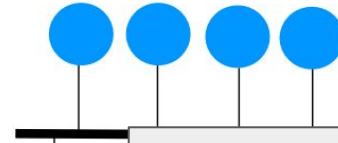
chain

Sharing: Good
Resiliency: Bad
Capacity: Okay



bus

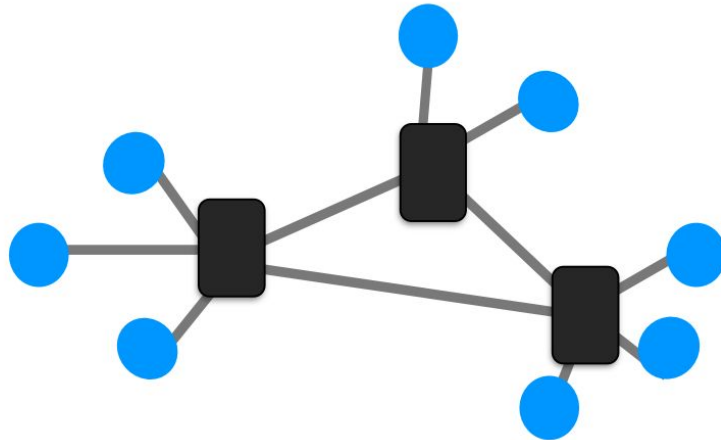
Sharing: Good
Resiliency: BAD
Capacity: Bad



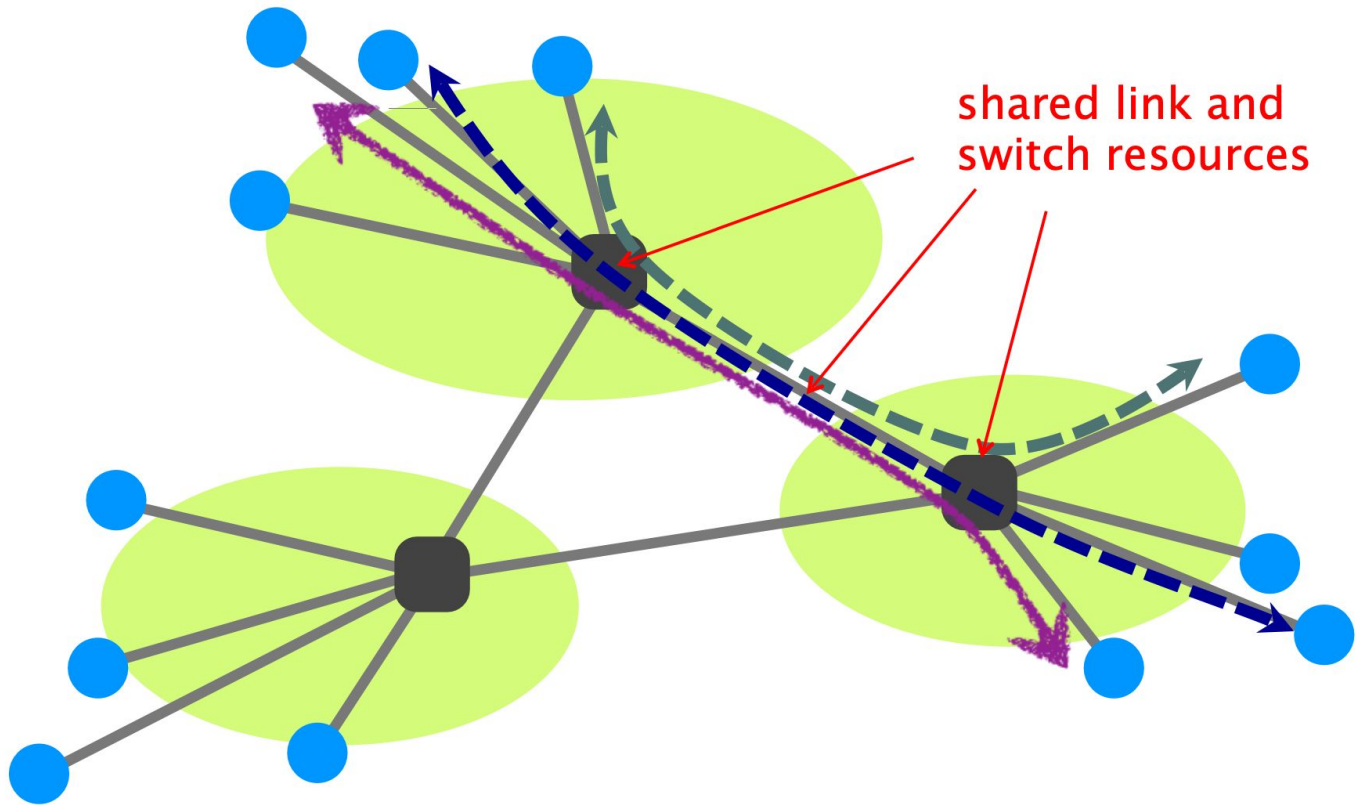
Switched Networks Provide a Reasonable and Flexible Compromise

- Sharing and per-node capacity can be adapted to fit the network needs
- Downside: requires forwarding, routing, and resource allocation

switched



Links and Switches are Shared By Flows



Two Approaches to Shared Links

- Reservation (Circuit switching)
 - Reserve what you need in advance
- On-demand (Packet switching)
 - Send data when needed

Both Use Statistical Multiplexing

- Reservation (Circuit switching)
 - At the flow level
 - Examples?
 - Telephone trunk lines
- On-demand (Packet switching)
 - At the packet level
 - Examples?
 - Basically the entire Internet

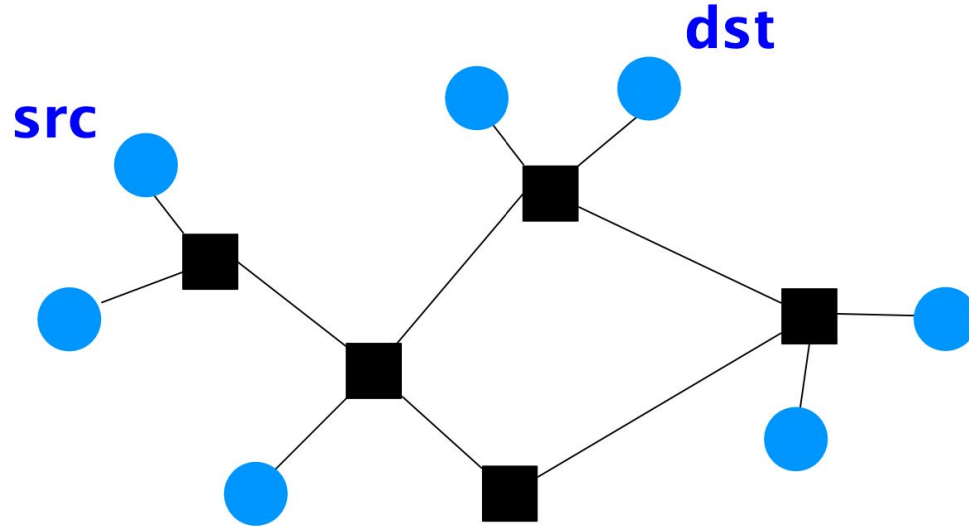
Circuit-Switching (Reservation) vs Packet Switching (On-Demand)

- Every flow has peak rate (P) and average rate (A)
- **Circuit switching must reserve P**, but level of utilization is A/P
 - P=100 Mbps, A=10 Mbps, level of utilization=10%
- Packet switching can usually achieve higher level of utilization
 - depends on degree of sharing and burstiness of flows

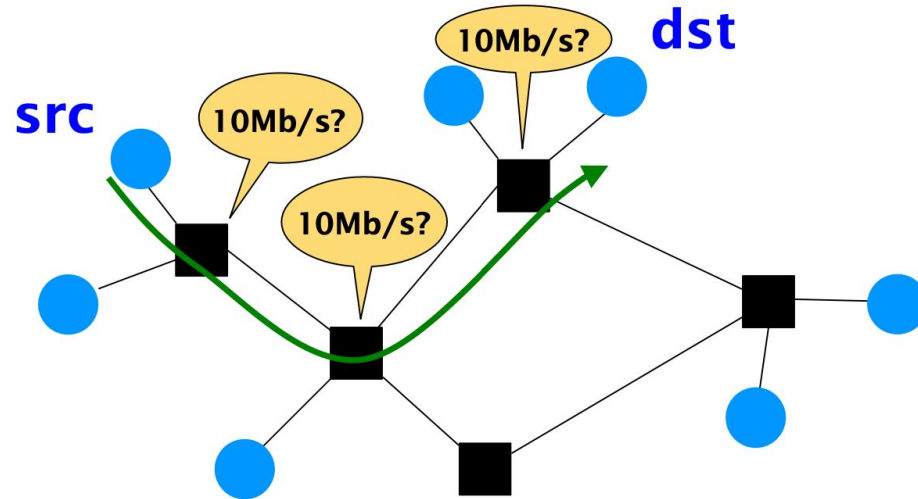
Circuit-Switching (Reservation) vs Packet Switching (On-Demand)

- Circuit switching makes sense when P/A is small
 - voice traffic has a ratio of ~ 3
- Circuit switching wastes capacity when P/A is big
 - data applications are bursty, ratios >100 are common

Circuit-Switching Uses a Resource Reservation Protocol

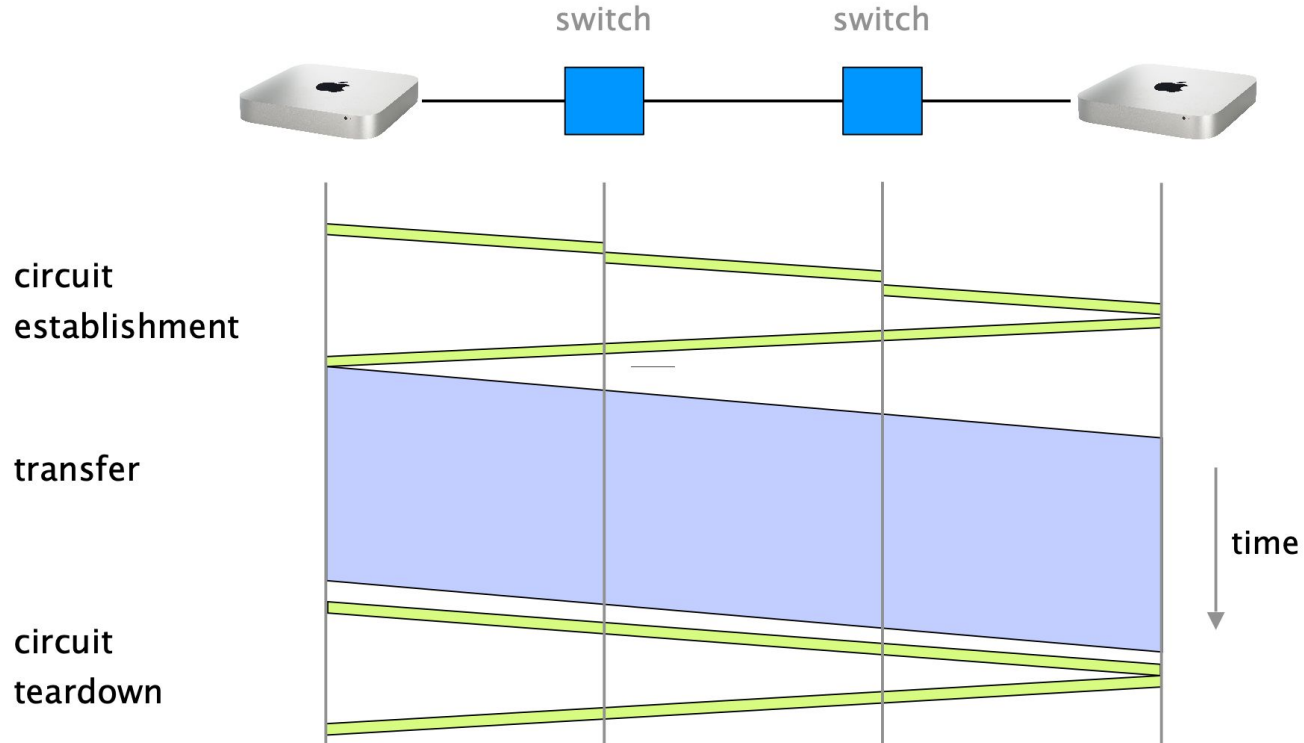


Circuit-Switching Uses a Resource Reservation Protocol



- (1) **src** sends a reservation request for 10Mbps to **dst**
- (2) switches “establish a circuit”
- (3) **src** starts sending data
- (4) **src** sends a “teardown circuit” message

Circuit-Switching Uses a Resource Reservation Protocol

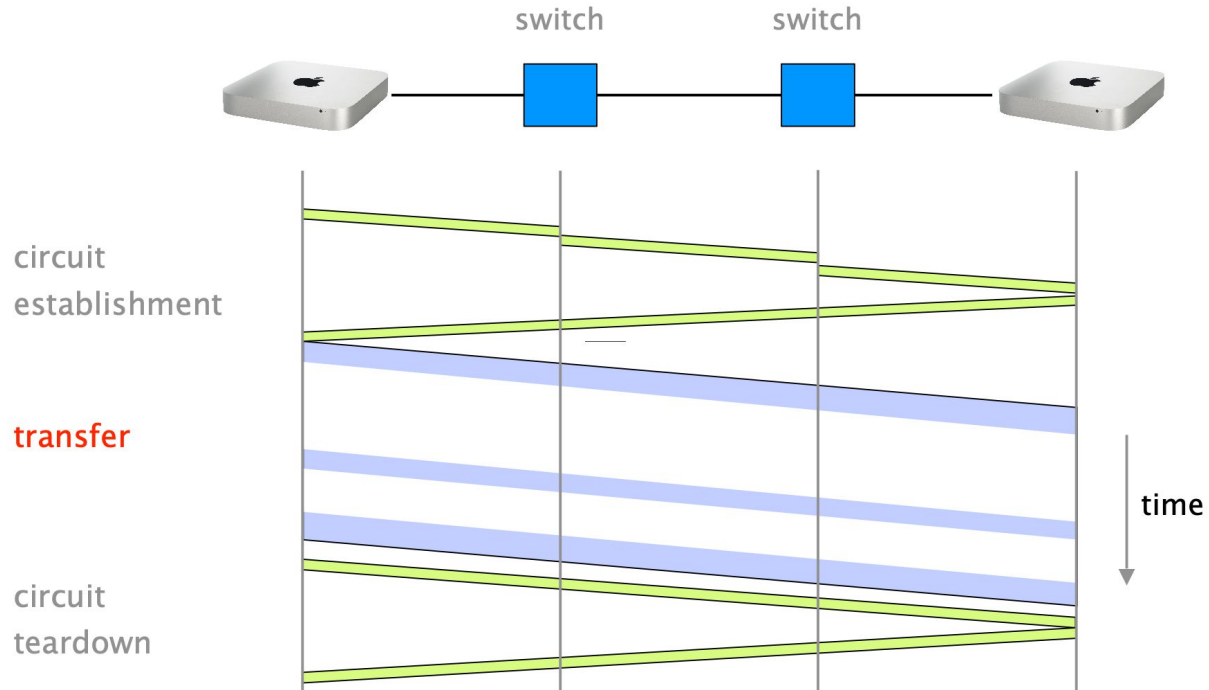


Circuit-Switching Uses a Resource Reservation Protocol

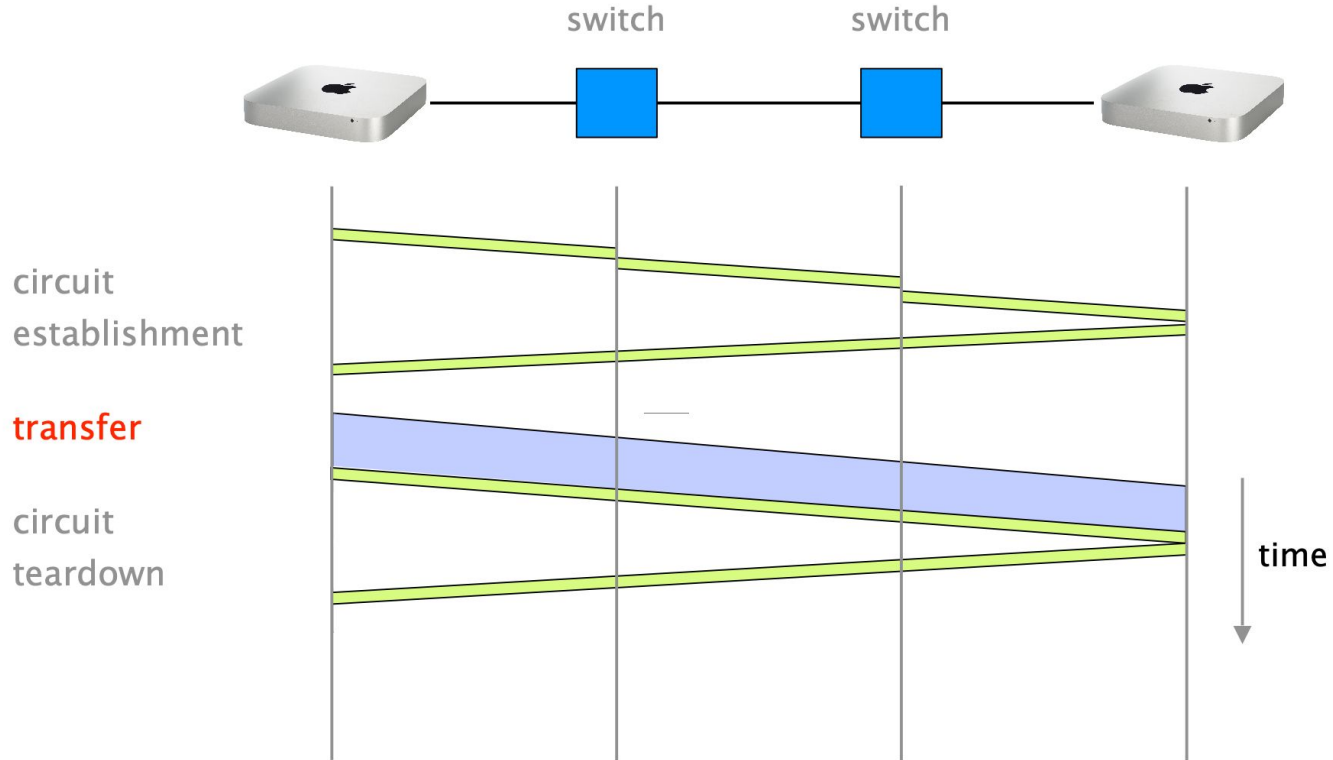
Only efficient if the circuit is utilized once established

Examples of inefficient circuit scenarios?

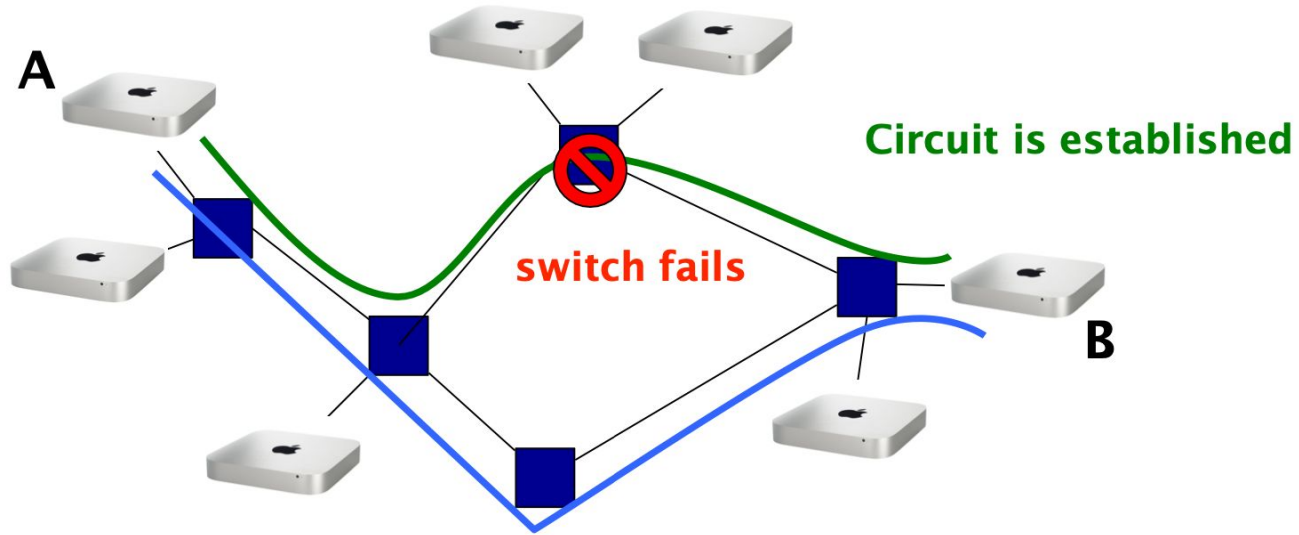
Low Efficiency - Bursty Traffic



Low Efficiency - Short-Lived Circuit



Circuit Switching Doesn't Route Around Failures



A is forced to signal a new circuit to restore communication

Pros and Cons of Circuit Switching

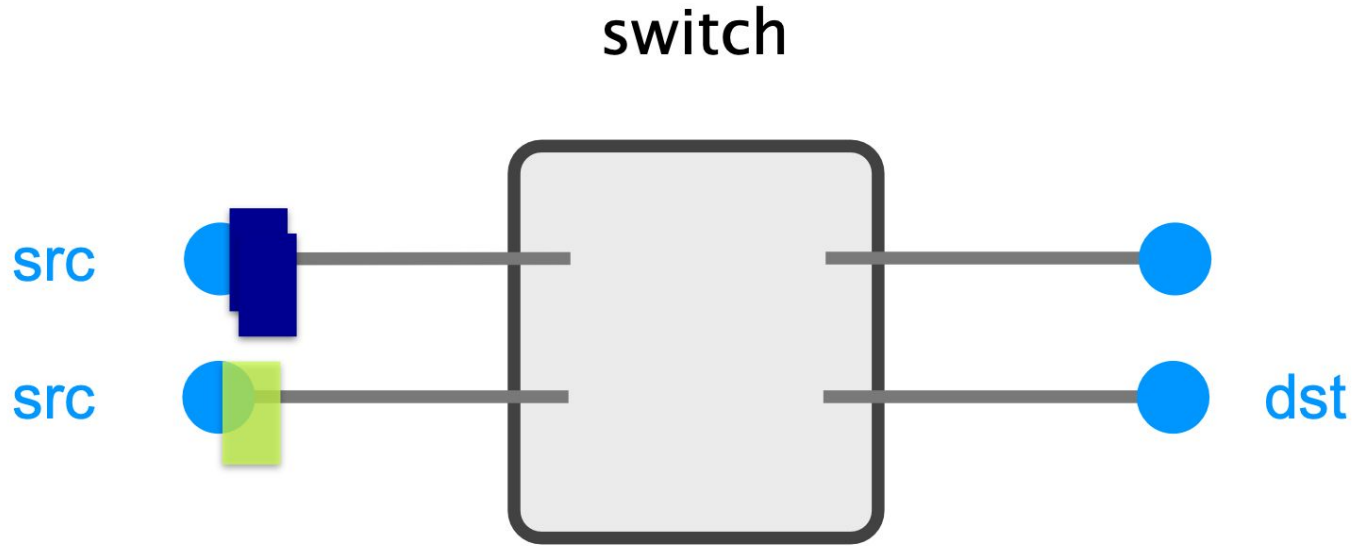
Pros

- Predictable performance
- Simple and fast switching once circuit established

Cons

- Inefficient if traffic is bursty or short lived
- Complex circuit setup / teardown
- Requires new circuit upon failure

Packet Switching: Data is Sent Using Independent Packets

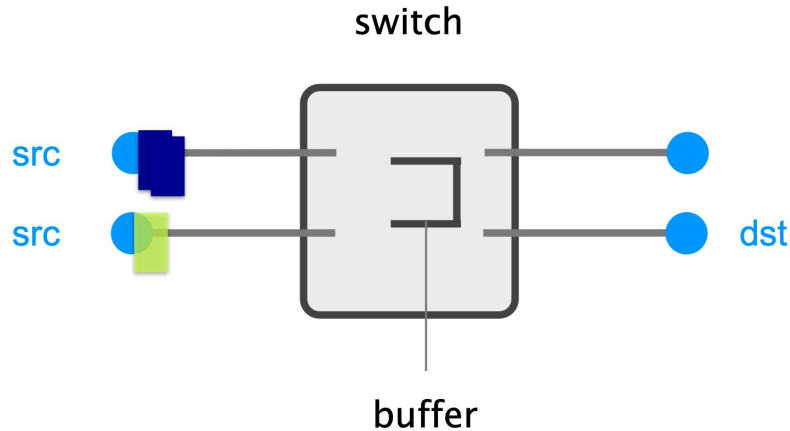


Each packet contains a destination (**dst**)

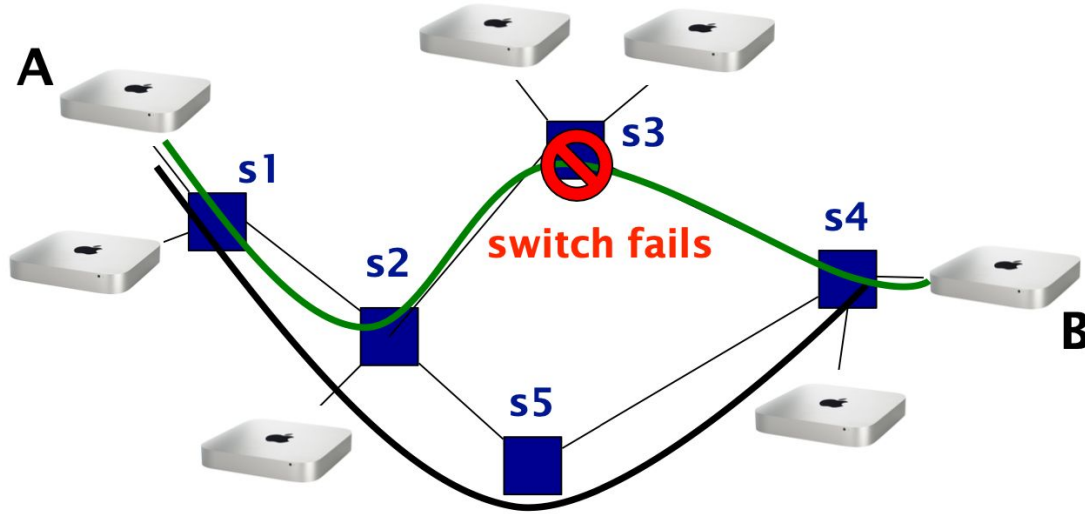
Packet Switching: Data is Sent Using Independent Packets

With no coordination, packets can “collide”

To absorb transient overload, packet switching relies on buffers



Packet Switching Routes Around Failure



route recomputed
on the fly by s2

Pros and Cons of Packet Switching

Pros

- Efficient use of resources
- Simple to implement
- Route around problems

Cons

- Unpredictable performance
- Requires buffer management and congestion control

Packet Switching Wins

Almost all systems use packet switching
(even telecom is moving towards it).

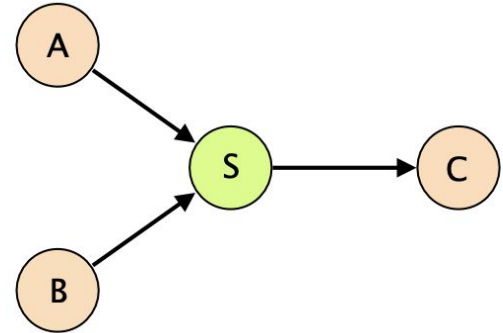
Circuit Switching vs Packet Switching

A and B are sending data towards C. All the links in the network have a bandwidth of 10 Mbps. For circuit switching, assume that circuit establishment and teardown each take 50 ms.

- How long does it take if node A is sending a 50 Mbit file to C using packet switching? B sends nothing.
- How long does it take if node B is sending a 50 Mbit file to C using circuit switching? A sends nothing.

Assume now that A and B are using packet switching and are each sending a 50 Mbit file to C at the same time.

- What will happen if the switch has no buffer?



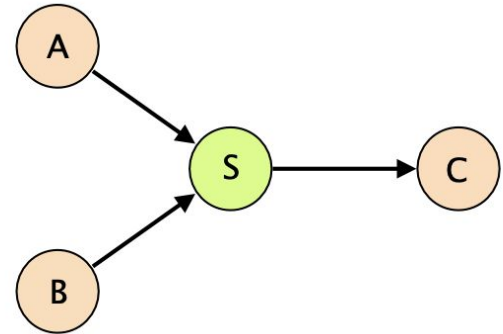
Circuit Switching vs Packet Switching

A and B are sending data towards C. All the links in the network have a bandwidth of 10 Mbps. For circuit switching, assume that circuit establishment and teardown each take 50 ms.

- How long does it take if node A is sending a 50 Mbit file to C using packet switching? B sends nothing.
Answer: 5s
- How long does it take if node B is sending a 50 Mbit file to C using circuit switching? A sends nothing.
Answer: 5.1s

Assume now that A and B are using packet switching and are each sending a 50 Mbit file to C at the same time.

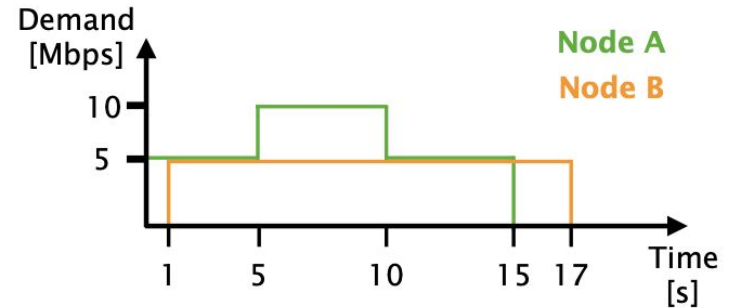
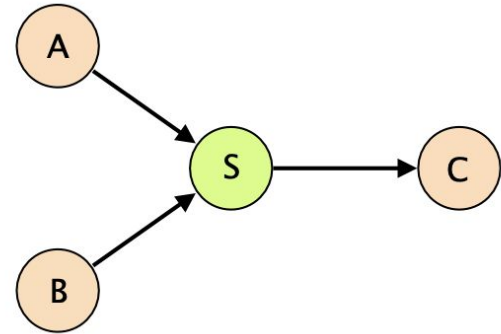
- What will happen if the switch has no buffer?
Answer: Some packets are dropped



Circuit Switching vs Packet Switching

Assume that A and B have to send data with a demand according to the diagram on the right.

- How long does it take to send all data if A and B use circuit switching (reserving for the peak demand)?
- How long does it take to send all data if A and B use packet switching (you can assume an unlimited buffer size on S)?



Demand distributions for node A and B.